

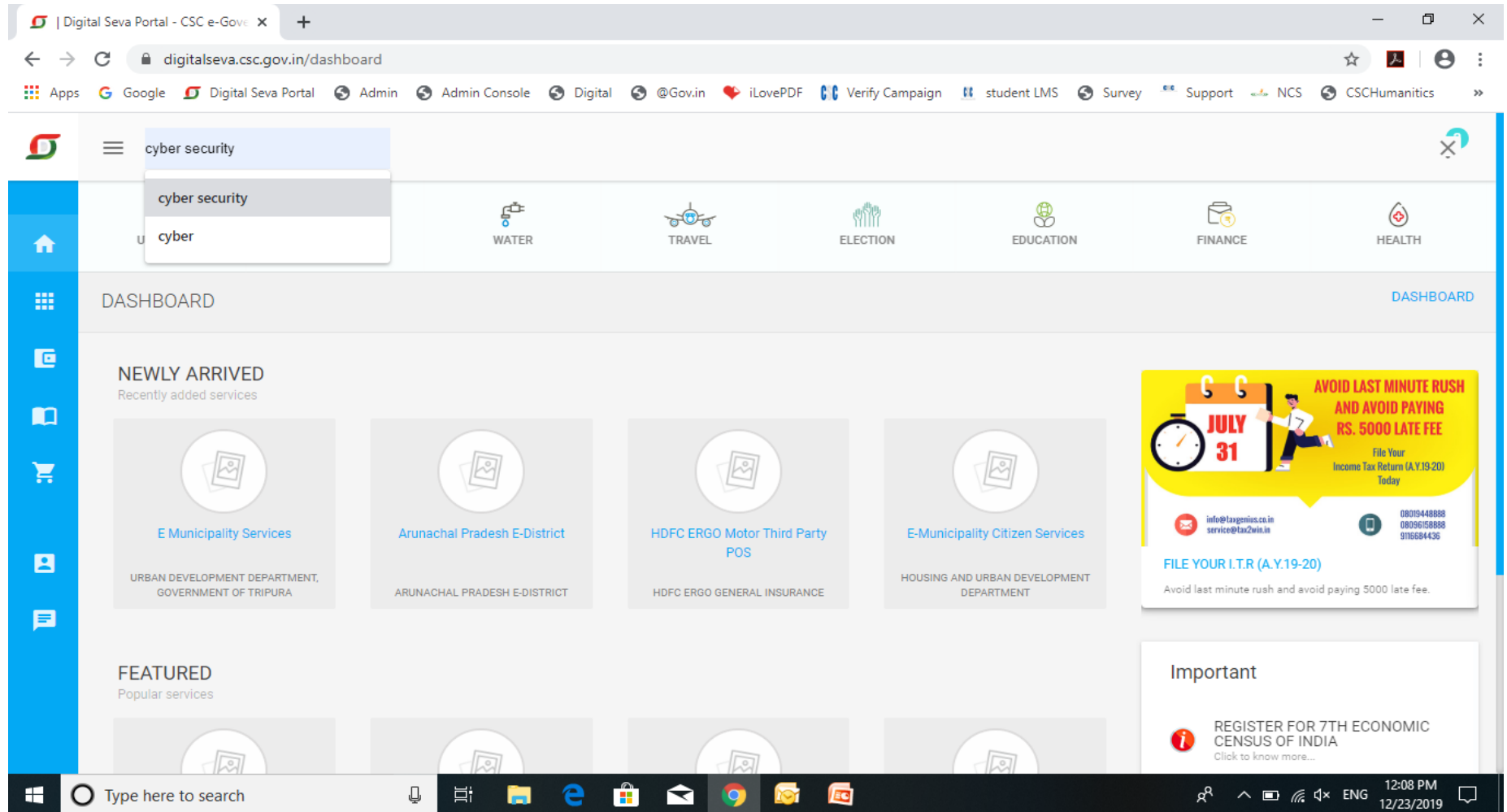


Cyber Security

Cyber Security

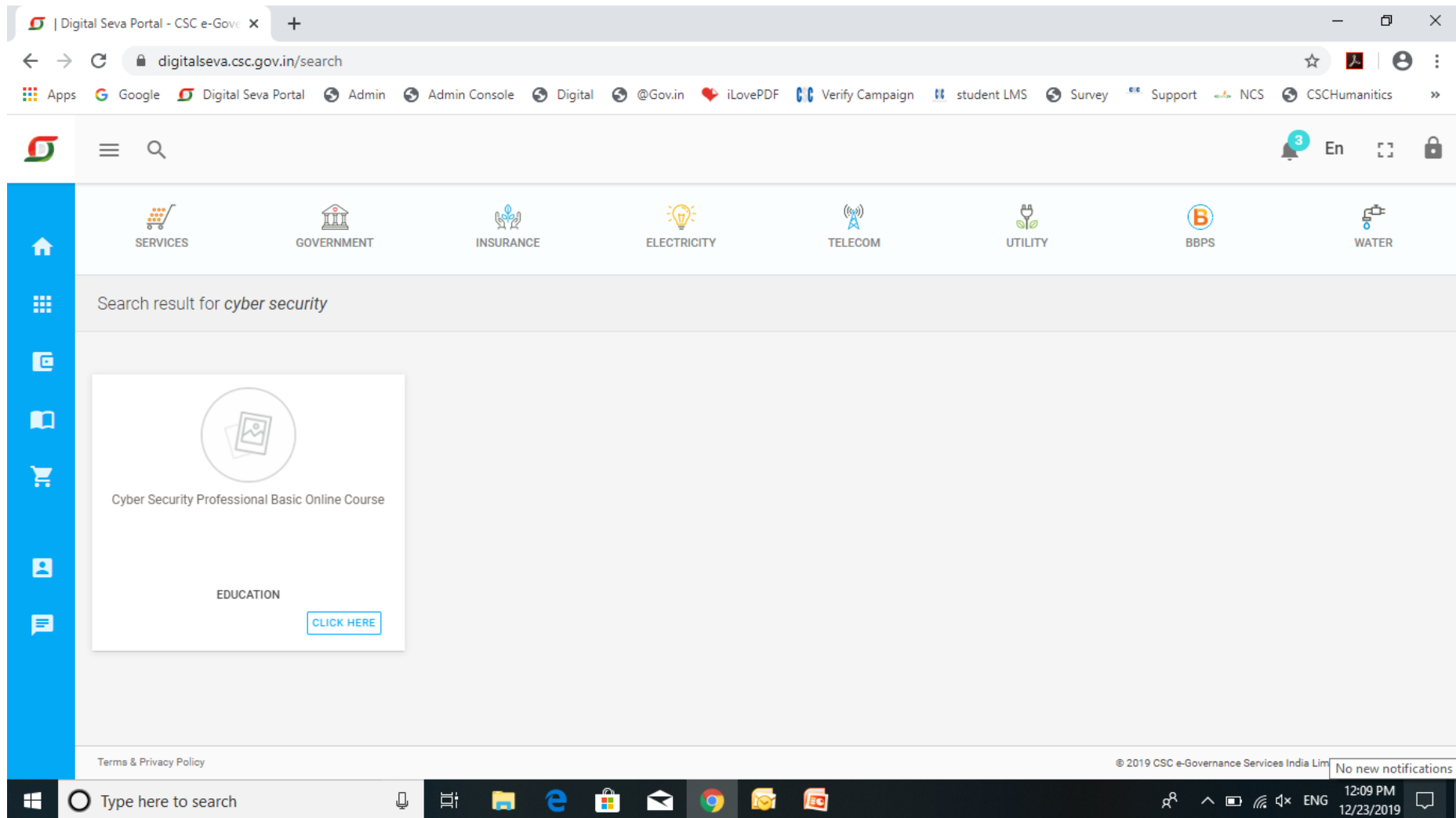
Professional Basic course

Login on DSP with your login credential and search for Cyber Security



The screenshot shows a web browser window with the URL digitalseva.csc.gov.in/dashboard. The page features a search bar at the top left with the text "cyber security" entered. A dropdown menu below the search bar lists "cyber security" and "cyber". The dashboard includes a navigation menu on the left with icons for Home, Dashboard, and various services. The main content area is titled "DASHBOARD" and contains a "NEWLY ARRIVED" section with four service cards: "E Municipality Services", "Arunachal Pradesh E-District", "HDFC ERGO Motor Third Party POS", and "E-Municipality Citizen Services". A prominent yellow banner on the right side of the dashboard reads "AVOID LAST MINUTE RUSH AND AVOID PAYING RS. 5000 LATE FEE" and "FILE YOUR I.T.R (A.Y.19-20) Today". The bottom of the screen shows the Windows taskbar with the search bar and system tray.

Click on “Cyber Security Professional online course”



The screenshot shows a web browser window with the URL `digitalseva.csc.gov.in/search`. The page displays search results for the query "cyber security". A single result is shown in a white box with a light blue border. The result features a circular icon containing a document with a photo, the text "Cyber Security Professional Basic Online Course", and the category "EDUCATION". A blue button labeled "CLICK HERE" is positioned at the bottom right of the result box. The page header includes a navigation menu with icons for SERVICES, GOVERNMENT, INSURANCE, ELECTRICITY, TELECOM, UTILITY, BBPS, and WATER. The footer contains the text "Terms & Privacy Policy" and "© 2019 CSC e-Governance Services India Limited". The Windows taskbar at the bottom shows the search bar, task view, and several application icons, along with the system tray displaying the time as 12:09 PM on 12/23/2019.

Search result for *cyber security*

Cyber Security Professional Basic Online Course

EDUCATION

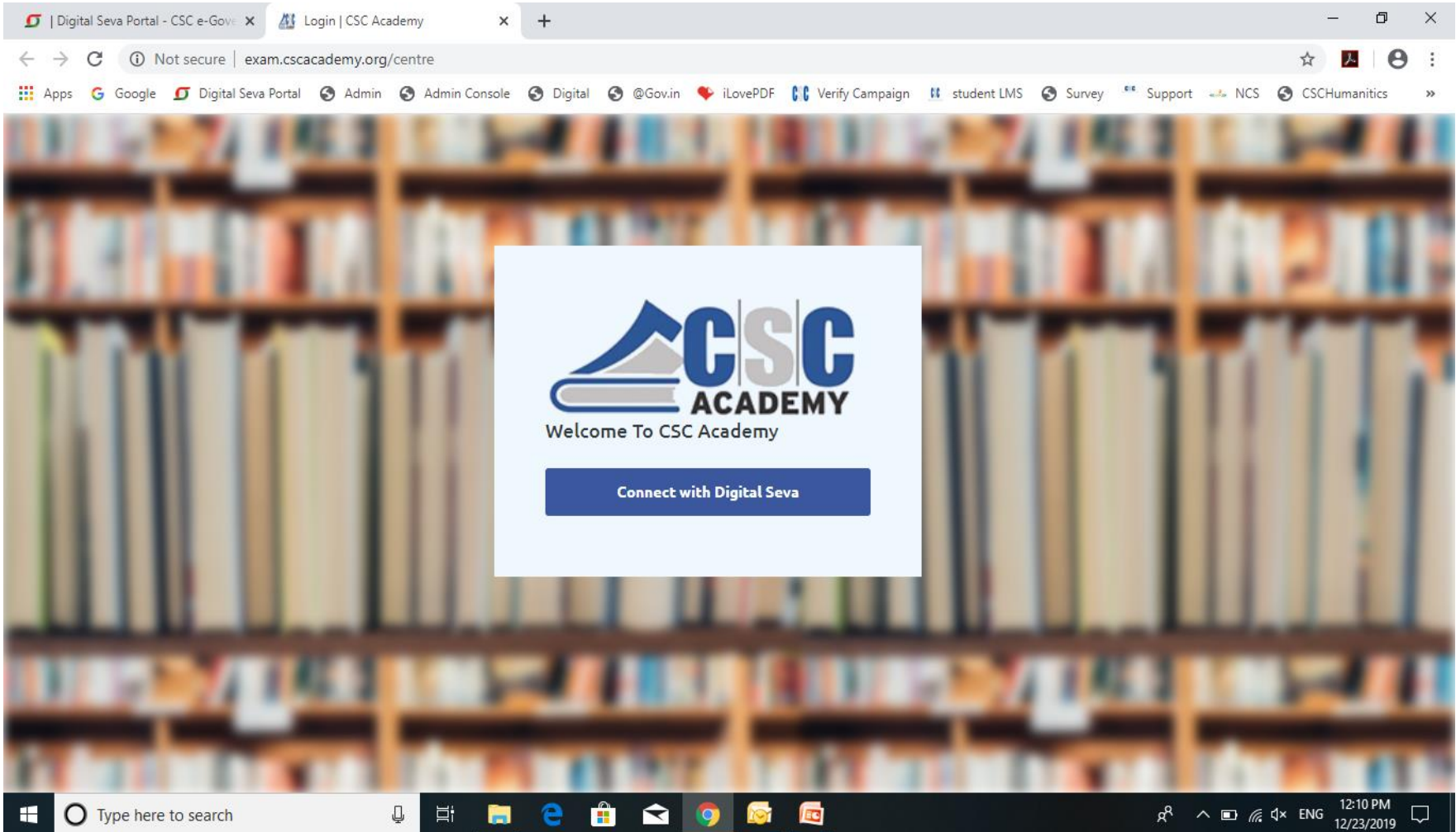
[CLICK HERE](#)

Terms & Privacy Policy

© 2019 CSC e-Governance Services India Limited

No new notifications

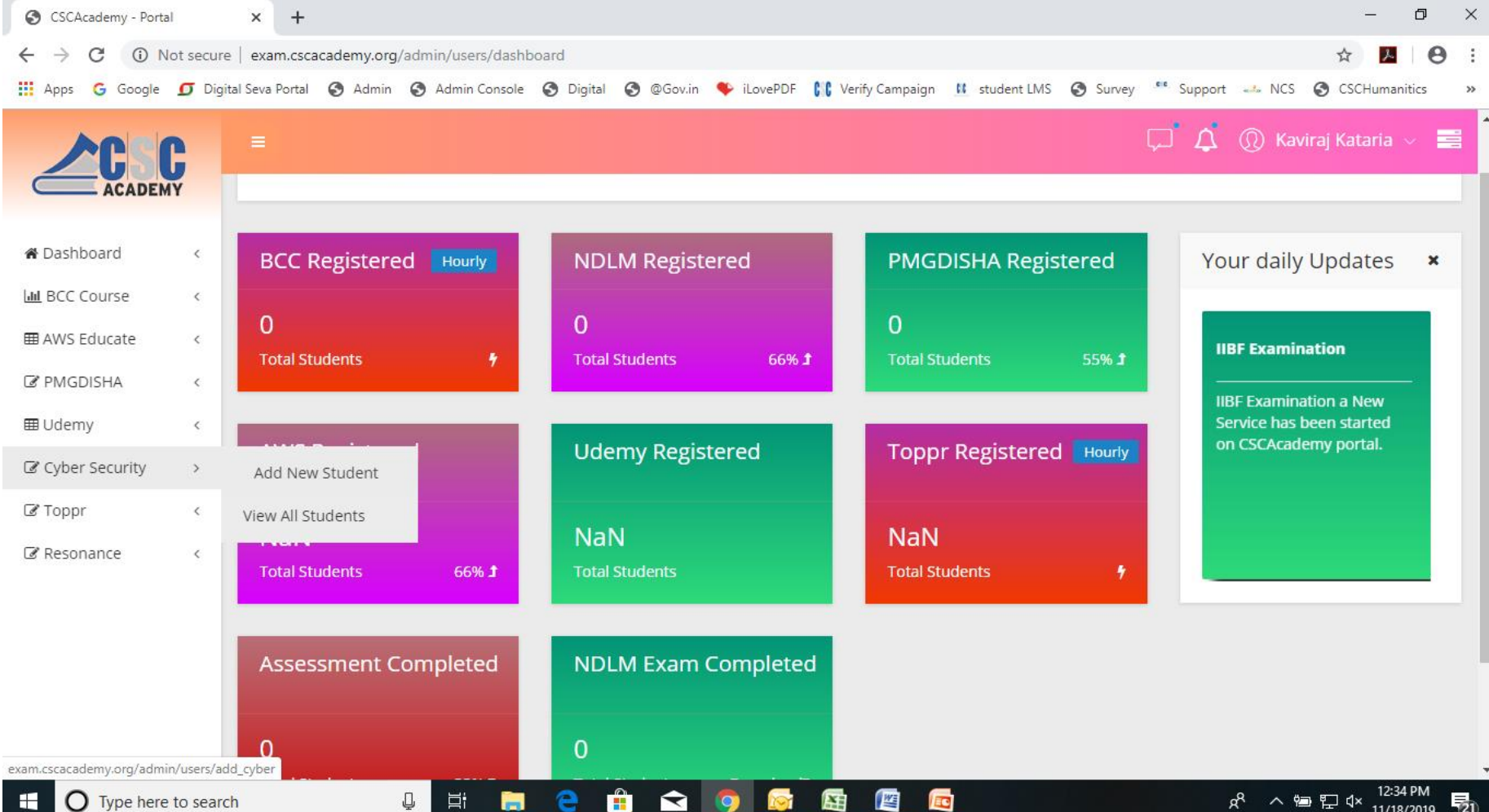
Click on “Connect with Digital Seva”



The screenshot shows a web browser window with the following details:

- Browser tabs: Digital Seva Portal - CSC e-Gov... and Login | CSC Academy
- Address bar: Not secure | exam.cscacademy.org/centre
- Navigation bar: Apps, Google, Digital Seva Portal, Admin, Admin Console, Digital, @Gov.in, iLovePDF, Verify Campaign, student LMS, Survey, Support, NCS, CSCHumanities
- Main content area: A white box with the CSC Academy logo (a stylized book and the text 'CSC ACADEMY') and the text 'Welcome To CSC Academy'. Below this is a blue button labeled 'Connect with Digital Seva'.
- Taskbar: Windows Start button, search bar (Type here to search), and various application icons (File Explorer, Edge, Mail, Chrome, etc.).
- System tray: Network, volume, and power icons, along with the date and time: 12:10 PM, 12/23/2019.

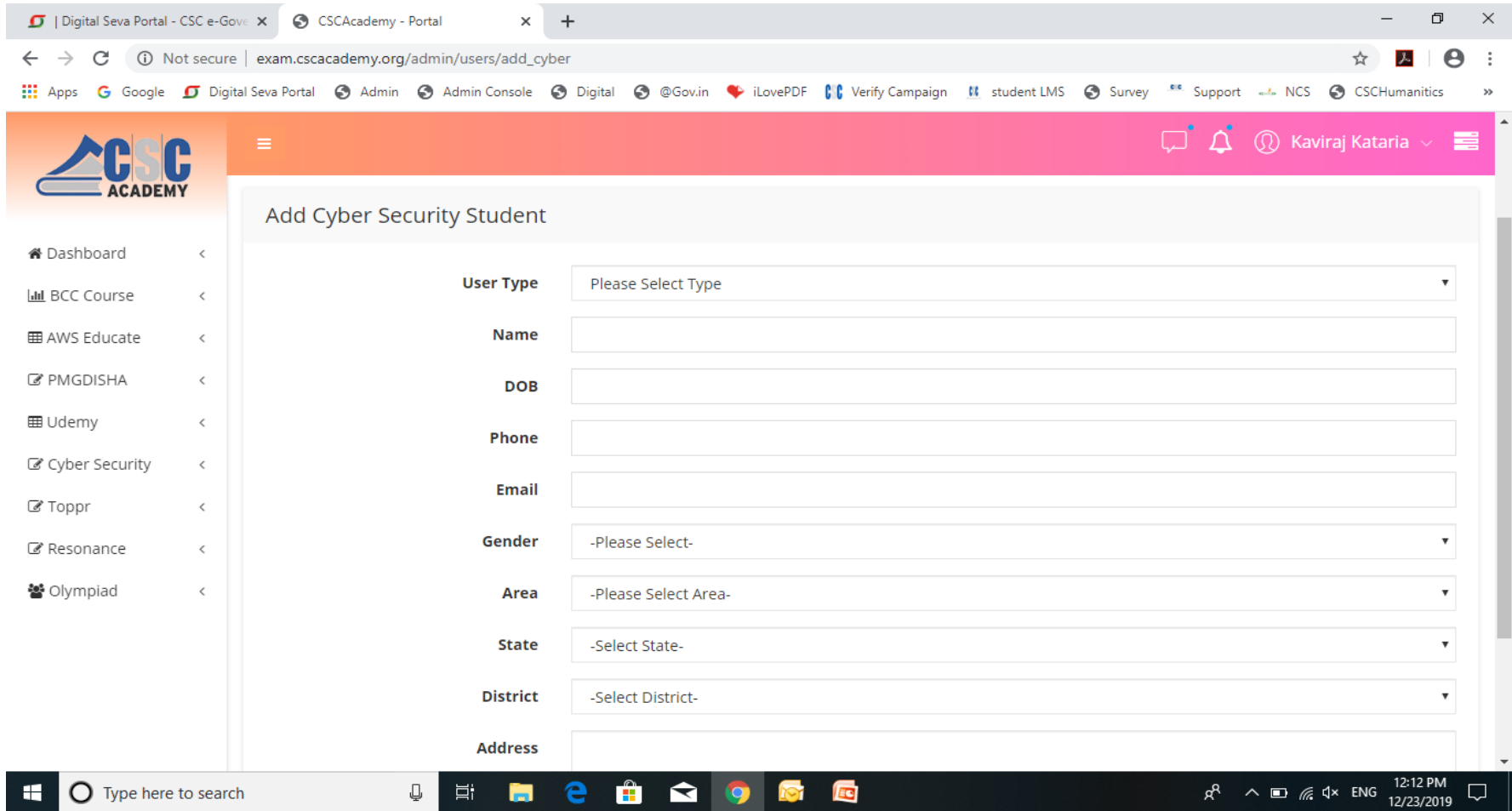
Click on “Add New Student” under Cyber Security tab



The screenshot shows the admin dashboard of the CSC Academy. The browser address bar displays `exam.cscacademy.org/admin/users/dashboard`. The dashboard features a sidebar menu on the left with the following items: Dashboard, BCC Course, AWS Educate, PMGDISHA, Udemy, Cyber Security, Toppr, and Resonance. The 'Cyber Security' tab is selected, and a dropdown menu is open, showing the option 'Add New Student'. The main dashboard area contains several data cards for different courses and exams, including BCC Registered, NDLM Registered, PMGDISHA Registered, Udemy Registered, Toppr Registered, Assessment Completed, and NDLM Exam Completed. A 'Your daily Updates' section on the right contains a message about the IIBF Examination service.

Course/Exam	Total Students	Percentage	Hourly
BCC Registered	0	-	Yes
NDLM Registered	0	66% ↑	No
PMGDISHA Registered	0	55% ↑	No
Udemy Registered	NaN	-	No
Toppr Registered	NaN	-	Yes
Assessment Completed	0	-	No
NDLM Exam Completed	0	-	No

Fill the registration form and submit:

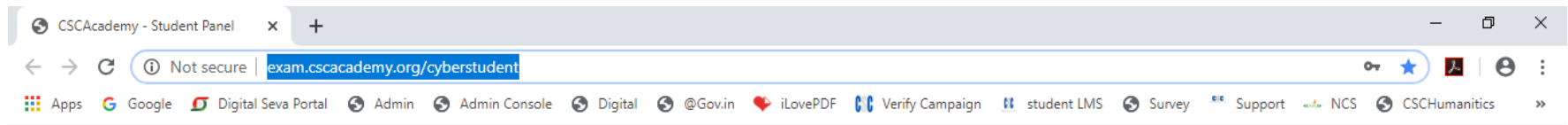


The screenshot shows a web browser window with the URL `exam.cscacademy.org/admin/users/add_cyber`. The page title is "Add Cyber Security Student". The form contains the following fields:

- User Type**: Please Select Type (dropdown menu)
- Name**: Text input field
- DOB**: Text input field
- Phone**: Text input field
- Email**: Text input field
- Gender**: -Please Select- (dropdown menu)
- Area**: -Please Select Area- (dropdown menu)
- State**: -Select State- (dropdown menu)
- District**: -Select District- (dropdown menu)
- Address**: Text input field

The left sidebar menu includes: Dashboard, BCC Course, AWS Educate, PMGDISHA, Udemy, Cyber Security, Toppr, Resonance, and Olympiad. The top right of the page shows the user name "Kaviraj Kataria" and a profile icon. The Windows taskbar at the bottom shows the search bar and various application icons.

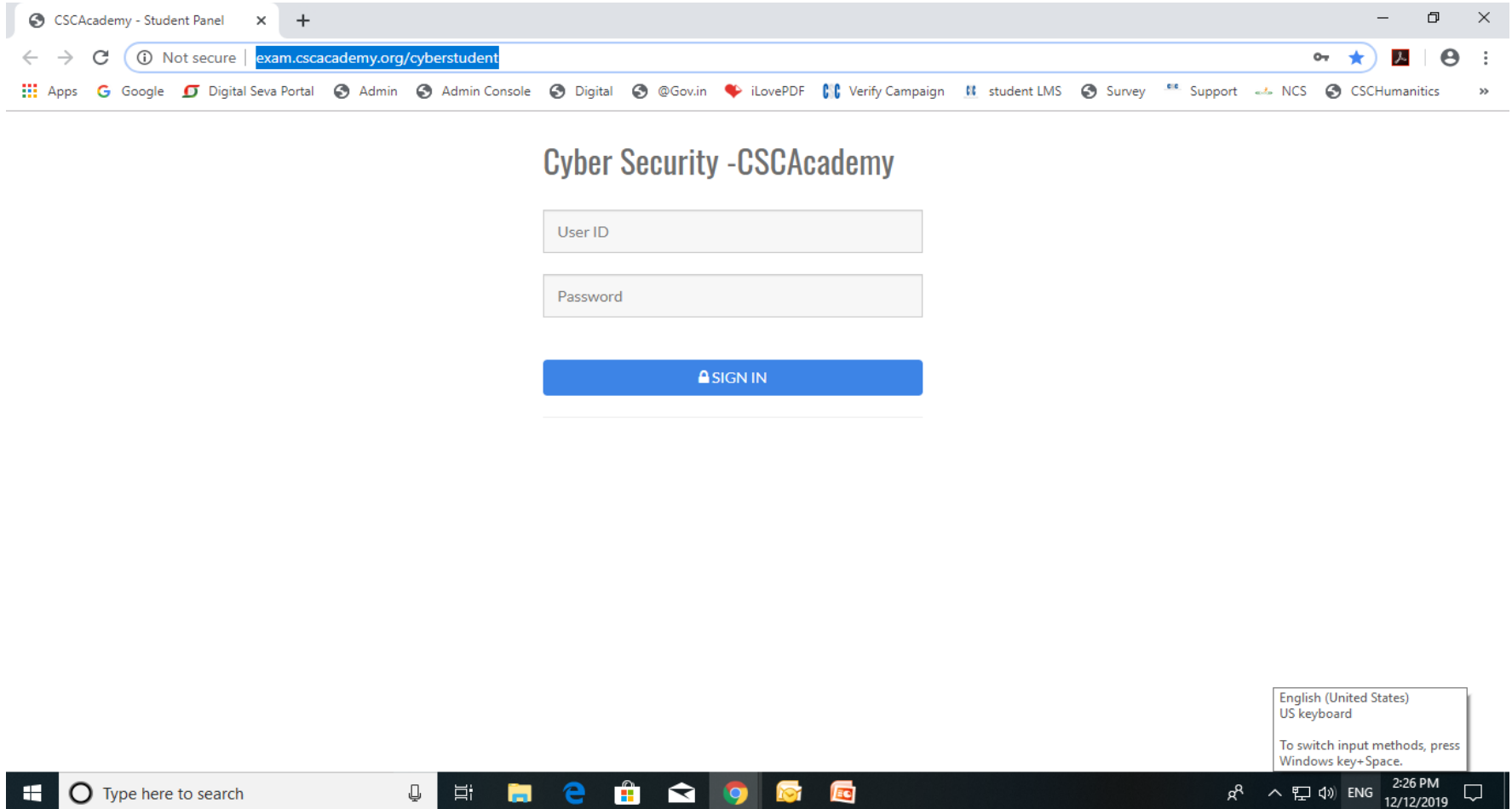
After Candidate Registration enter url: <http://exam.cscacademy.org/cyberstudent> in search engine



Cyber Security -CSCAcademy

English (United States)
US keyboard
To switch input methods, press
Windows key+Space.

Enter user id: Registered email id and **Password:** registered mobile number



The screenshot shows a web browser window with the following details:

- Browser Tab:** CSCAcademy - Student Panel
- Address Bar:** Not secure | exam.cscacademy.org/cyberstudent
- Page Title:** Cyber Security - CSCAcademy
- Form Fields:**
 - User ID
 - Password
- Button:** SIGN IN

The Windows taskbar at the bottom shows the search bar, task view, and several application icons. A language selection popup is visible in the bottom right corner, showing "English (United States) US keyboard".

Course Outline-

- Cyber Security
- Calculations - Computation – Communication
- Essentials of Cyber Security; Security Concept
- Functioning of Internet and Network Layers
- Basic Threats and Vulnerabilities
- Additional Threats and Vulnerabilities
- Exploitation: Threats and Vulnerabilities
- New Trends in Cyber Threats and Attacks

Age Criteria - Minimum 14 yrs

Qualification - 9th class and above

Course Duration - 45 days

Course Fees (wallet Deduction) – Rs 1180/- (including GST)

VLE Commission – As per market rate



THANK YOU!

www.facebook.com/cscscheme

https://twitter.com/CSCegov_

www.csc.gov.in

skills@csc.gov.in